

Comet Pro

POWER AND PERFORMANCE IN A PREMIUM PACKAGE



Whether you're popping to the local shops, taking longer trips into town, or looking to go further afield, the new Comet Pro will take you the distance in comfort, safety and style. Its powerful outdoor capabilities, combined with advanced safety features and options, ensures a speedy, powerful and reliable drive.



Only Available
in New Zealand



Yes, you can.®

**Making Life's
Experiences Possible**

Comet Pro



Large 13" front and rear wheels, combined with a superior suspension system, allows the safe negotiation of kerbs and obstacles in a smooth and comfortable manner. Additionally, the automatic speed reduction will slow you down when driving around corners at high speed for additional stability and safety.

Advanced safety features, such as a two step disengaging lever and automatic speed reduction, offers additional peace of mind wherever you go.

The Comet Pro offers exceptional manoeuvrability and control, even through tight and challenging spaces. Additionally, the ergonomic steering ensures an optimal driving position, allowing for a more enjoyable and relaxing journey.

Features



Advanced suspension for a smooth and comfortable drive over rugged terrain.



Easy drive direction stability keeps you in a straight line at high speeds for additional safety and stability.




Two step disengaging lever prevents the scooter from accidentally free-wheeling.



Automatic speed reduction reduces speed around bends for added safety.

Tech Specs



Backrest width
510 mm



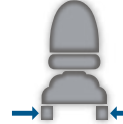
Seat depth
470mm



Floor to seat height
Min. 440 mm
Max. 510 mm



Backrest height
490mm



Driving unit width
665 - 685 mm



Total length
1450 mm



Empty weight
136 kg



Max user weight
160 kg



Battery capacity
2 x 12 V/75 Ah



Turning diameter
2750 mm



Max climbable obstacle height
100 mm



Ground clearance
100 mm



Max safe slope
10°



Max driving distance
55 km




Max driving speed
15 km/h



Motor capacity
550 W / 1600 W

Colour Options



* Warranty Terms and Conditions apply. Contact Invacare for full details.

FOR FURTHER INFORMATION:

New Zealand: Freephone 0800 468 222, email sales@invacare.co.nz or visit www.invacare.co.nz

Australia: Freephone 1800 460 460, email orders@invacare.com.au or visit www.invacare.com.au

Asia: Phone +61 2 8839 5330, email anzexportsales@invacare.com or visit www.invacare.com

Thailand: Phone +66 0 2821 5515 or visit www.invacare.com



Yes, you can.®